

The Company runs water supply business by managing raw water transmission system through large water pipe to feed the water to industrial sector and for consumption to support the plan for developing eastern coastal area into the main industrial zone of

- **Water Grid with the length of 491.8 km.**
- **Water Network Connect water sources in Eastern Thailand**
- **Water Complex Manage water structure to match each type of industries**



## STOCK INFORMATION

Stock code	EASTW
Market	SET
Price	9.30 Baht (At 30 DEC 2020)
Market Cap (Mil. Bt.)	15,472.64
Paid-Up	1,663,725,149 หุ้น
Free Float	41.03%
Foreign	23.17%
52 Week High/Low	12.20 / 8.40

## MAJOR SHAREHOLDERS (30 DEC 2020) (%)

Provincial Waterworks Authority	40.20%
The Manila Water Company, Inc.	18.72%
Industrial Estate Authority of Thailand	4.57%
Thai NVDR Company Limited (NVDR)	2.59%
Mr.Min Tienworn	2.07%
Aberdeen Long Term Equity Fund	1.34%
AIA COMPANY LIMITED-EQDP-D FUND 1	0.81%
Aberdeen Small Cap Fund	0.79%
Aberdeen Growth Fund	0.67%
Thanachart Low Beta	0.63%

## SIGNIFICANT EVENT



As of 30 June 2020, TRIS Rating affirmed the company rating and senior unsecured debenture rating of Eastern Water Resources Development and Management PLC (EASTW) and the ratings on its outstanding senior unsecured debentures at "A+", with a "stable" outlook.

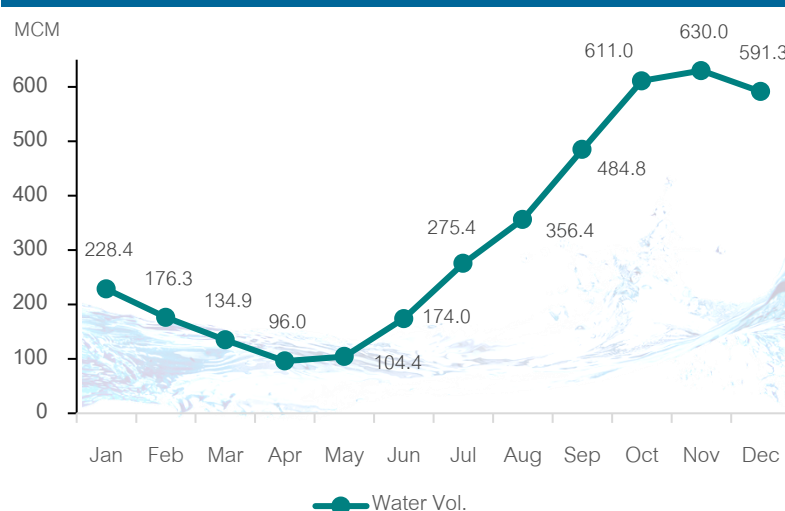


The company has been selected as one of 124 listed companies in the list of Thailand Sustainability Investment, which is a list of "2020 Sustainable Stocks," (For the sixth consecutive year)

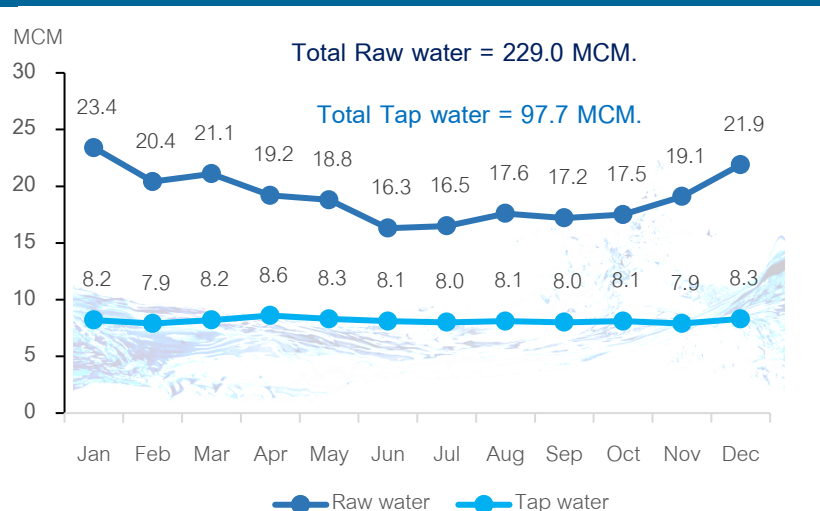
## EASTW



## WATER SITUATION



## WATER SALE VOLUME

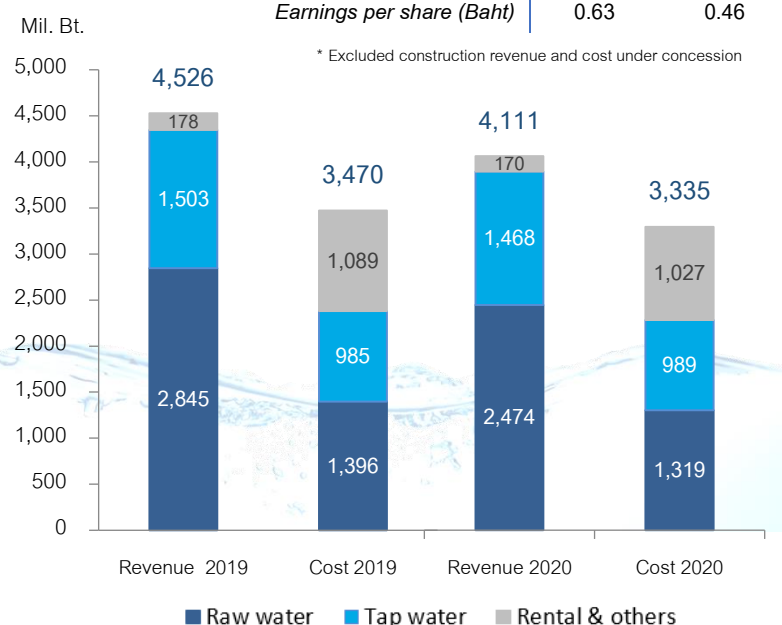


## FINANCIAL INFORMATION

Asset (Mil. Bt.)	2019	2020
Cash and Short-terms Investments	568.90	608.72
Trade and other receivables	502.20	454.51
Other current assets	79.22	103.95
<b>Total current assets</b>	<b>1,150.32</b>	<b>1,167.18</b>
Property, plant and equipment	15,260.95	16,697.49
Intangible assets	3,531.07	3,344.95
Other non-current assets	1,238.54	1,644.16
<b>Total assets</b>	<b>21,180.88</b>	<b>22,853.78</b>

Income statement (Mil. Bt.)	2019	2020
Total revenues	4,526.15	4,111.17
Total expense	3,470.24	3,334.74
<b>Net profit attributable to equity</b>	<b>1,055.91</b>	<b>776.43</b>
EBITDA	2,309.08	2,051.43
Earnings per share (Baht)	0.63	0.46

\* Excluded construction revenue and cost under concession

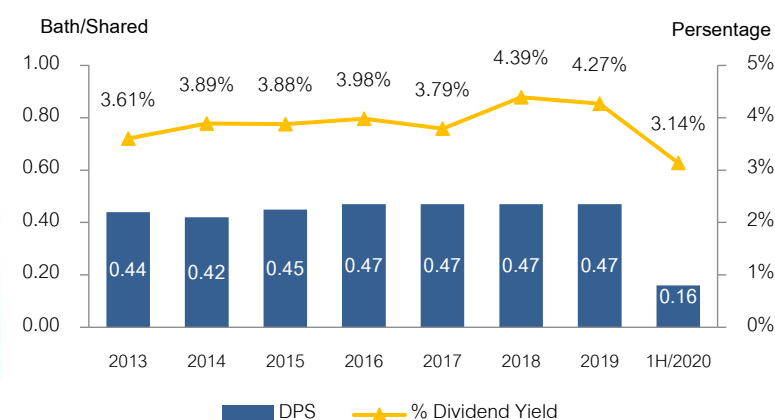


Cash Flow (Mil. Bt.)	2019	2020
Cash flow from Operating activities	2,233.70	1,681.12
Cash flow from Investing activities	(1,922.42)	(1,616.84)
Cash flow from Financing activities	(831.28)	(56.80)
Cash and cash equivalents at beginning of the	578.21	58.21
<b>Net cash and cash equivalents</b>	<b>58.21</b>	<b>65.69</b>

Liabilities and Shareholders' equity (Mil. Bt.)	2019	2020
Short-term borrowing	305.00	385.00
Trade accounts payable	1,636.70	1,849.02
Current portion of long-term borrowings	826.20	363.07
Other current liabilities	362.53	359.91
<b>Total current liabilities</b>	<b>3,130.43</b>	<b>3,145.08</b>
Long-term liabilities	3,830.00	4,892.00
Debentures	2,398.36	2,398.79
Other non-current liabilities	808.27	1,348.71
<b>Total liabilities</b>	<b>10,167.06</b>	<b>11,784.58</b>
Issued and paid-up share capital	1,663.73	1,663.73
Share premium	2,138.52	2,138.52
Retained earnings-unappropriated	6,469.12	6,510.71
Other	742.44	756.24
<b>Total shareholders' equity</b>	<b>11,013.82</b>	<b>11,069.20</b>

### Dividend

Dividend policy is not less than 30% of net profit.  
(after deduction of the reserve / other necessary items)



### Financial Ratio

	As 30 DEC 2019	As 30 DEC 2020
Current ratio (X)	0.37	0.37
Return on equity (%)	9.74%	7.03%
Return on Asset (%)	5.06%	3.47%
Debt to Equity ratio (X)	0.94	1.08
Debt Service Coverage ratio (DSCR) (X)	2.20	2.56
Gross profit/ total sales and services income (%)	44.08%	40.65%
Net profit/ total sales and services income(%)	23.59%	19.09%

### IR Contact

Fl. 24 EAST WATER building1 Vibhavadi Rangsit Rd. Jomphol, Chatuchak, Bangkok 10900

Tel: 02-272-1600 Website: www.eastwater.com IR Website: www.investor.eastwater.com Email: IR@eastwater.com

DISCLAIMER: This document has been prepared by the EASTW. The information in this has not been independently verified. No representation, warranty, express or implied, is made as to, and no reliance should be placed on, the fairness, accuracy, completeness or correctness of the information and opinions in this document. None of the EASTW or any of its agents or advisors, or any of their respective affiliates, advisors representatives, shall have any liability (in negligence or otherwise) for any loss howsoever arising from any use of this document or its contents or otherwise arising in connection with this document. The document is for information purposes only and does not constitute an offer or invitation to sell or the solicitation of an offer or invitation to purchase or subscribe for share in Eastern Water Resources Development and Management Public Company Limited ("EASTW" and shares in EASTW, "shares") in any jurisdiction nor should it or any part of it form the basis of, or be relied upon in any connection with, any contract or commitment whatsoever.