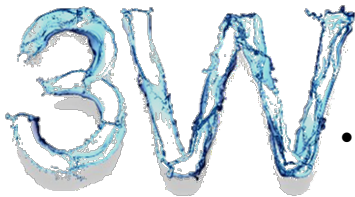


EASTW

The Company runs water supply business by managing raw water transmission system through large water pipe to feed the water to industrial sector and for consumption to support the plan for developing eastern coastal area into the main industrial zone of the country.



- **Water Grid** with the length of 490 km.
- **Water Network** Connect water sources in Eastern Thailand
- **Water Complex** Manage water structure to match each type of industries

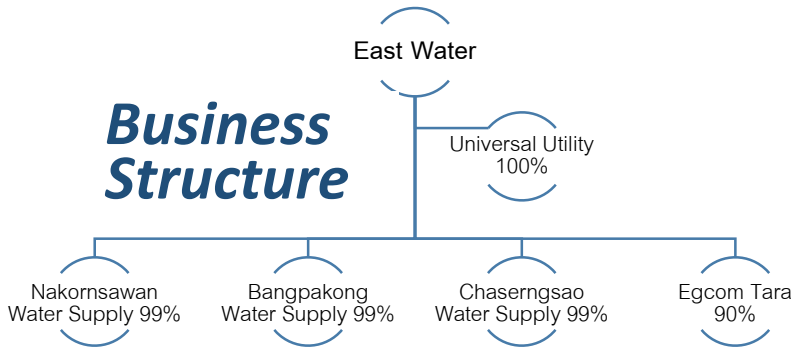
Stock Information

Stock code	EASTW
Market	SET
Price	12.90 Baht (At 30 June 2017)
Market Cap (Mil. Bt.)	20,131.07
Paid-Up	1,663,725,149 Share
Free Float	11.59%
Foreign	12.84%
52 Week High/Low	13.10 / 11.00

Major Shareholders (30 June 2017)

	(%)
Provincial Waterworks Authority	40.20
The Electricity Generating Public Company Limited	18.72
Industrial Estate Authority of Thailand	4.57
NORBAX INC.,13	3.62
NORTRUST NOMINEES LTD - CL AC	2.11
Thai NVDR Co., LTD.	2.06
BNP PARIBAS SECURITIES SERVICES, LONDON BRANCH	1.79
Aberdeen Long Term Equity Fund	1.65
Aberdeen Small Cap Fund	1.54
Aberdeen Growth Fund	1.47

Business Structure



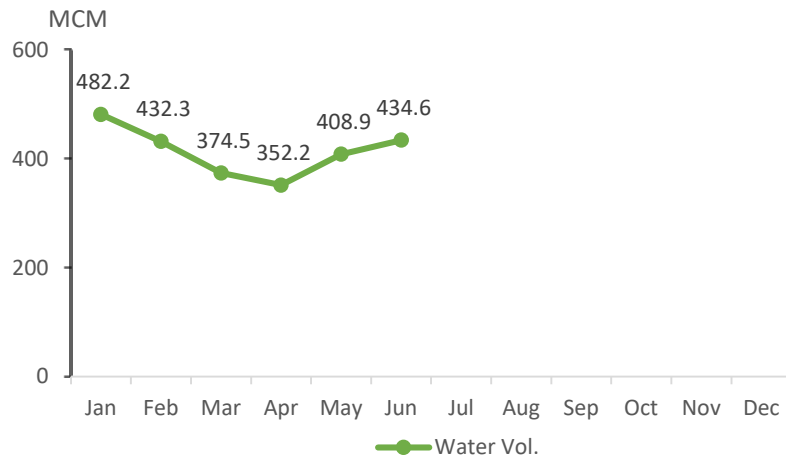
Significant Event



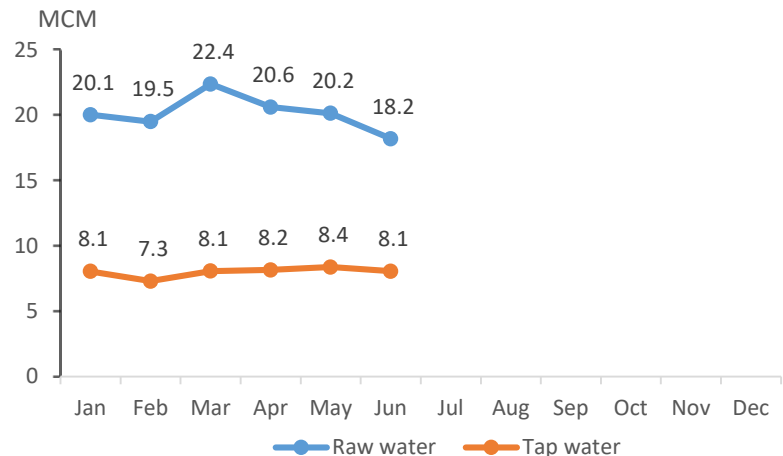
On 7 July 2017, TRIS Rating affirmed the company rating and senior unsecured debenture rating of Eastern Water Resources Development and Management PLC at "A+" with "stable" outlook and rating of Universal Utilities PLC at "A-" with "stable" outlook, which reflects the company's financial strength and low operating risks, growing demand for tap water, and reliable stream of cash.



Water Situation



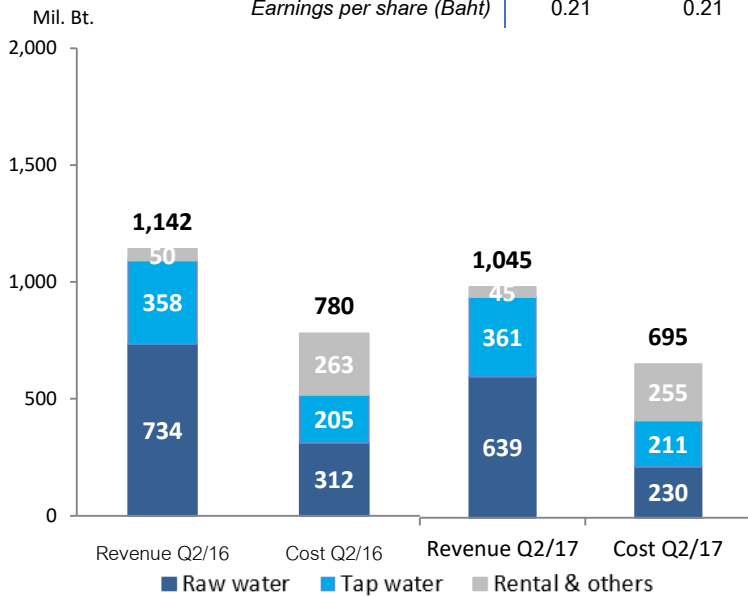
Water Sale Volume



Financial Information

Asset (Mil. Bt.)	Q2/2016	Q2/2017
Cash and Short-terms Investments	591.27	532.29
Trade and other receivables	466.30	421.28
Other current assets	33.27	26.79
Total current assets	1,100.72	991.98
Property, plant and equipment	13,725.56	14,205.21
Intangible assets	3,715.71	3,708.70
Total assets	19,335.35	19,580.89

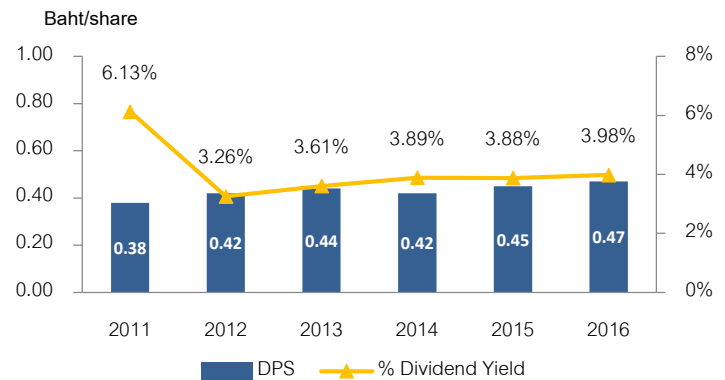
Income statement (Mil. Bt.)	Q2/2016	Q2/2017
Total revenues	1,141.85	1,045.26
Total expense	780.39	695.44
Net profit attributable to equity	361.47	349.82
EBITDA	647.63	636.36
Earnings per share (Baht)	0.21	0.21



Liabilities and Shareholders' equity (Mil. Bt.)	Q2/2016	Q2/2017
Short-term borrowing	1,625	1,930
Trade accounts payable	143.41	188.69
Current portion of long-term borrowings	808.20	808.20
Total current liabilities	3,119.92	3,331.36
Long-term liabilities	3,200.60	2,392.40
Debentures	2,397.00	2,397.37
Total liabilities	9,518.40	9,575.68
Issued and paid-up share capital	1,663.72	1,663.72
Share premium	2,138.52	2,138.52
Retained earnings-unappropriated	5,622.79	6,077.65
Total shareholders' equity	19,335.35	19,580.89

Dividend

Dividend policy is not less than 30% of net profit.
(after deduction of the reserve / other necessary items)


Financial Ratio

Financial Ratio	Q2/2016	Q2/2017
Current ratio (X)	0.35	0.30
Return on equity (%)	14.43	12.89
Return on Asset (%)	7.37	6.53
Debt to Equity ratio (X)	0.99	0.92
Debt Service Coverage ratio (DSCR) (X)	2.47	2.25
Gross profit/ total sales and services income (%)	52.47	53.59
Net profit/ total sales and services income (%)	33.52	34.10

Cash Flow (Mil. Bt.)	1H/2016	1H/2017
Cash flow from Operating activities	1,147.62	1,133.15
Cash flow from Investing activities	40.78	(161.36)
Cash flow from Financing activities	(1,221.40)	(1,015.56)
Cash and cash equivalents at beginning of the period	311.22	177.97
Net cash and cash equivalents	278.22	134.20

IR Contact

Fl. 23-26 EAST WATER building 1 Vibhavadi Rangsit Rd. Jomphol, Chatuchak, Bangkok 10900

Tel: 02-272-1600 #2458 and 2489

Website: www.eastwater.com

IR Website: www.investor.eastwater.com

Email: IR@eastwater.com

DISCLAIMER: This document has been prepared by the EASTW. The information in this has not been independently verified. No representation, warranty, express or implied, is made as to, and no reliance should be placed on, the fairness, accuracy, completeness or correctness of the information and opinions in this document. None of the EASTW or any of its agents or advisors, or any of their respective affiliates, advisors representatives, shall have any liability (in negligence or otherwise) for any loss howsoever arising from any use of this document or its contents or otherwise arising in connection with this document. The document is for information purposes only and does not constitute an offer or invitation to sell or the solicitation of an offer or invitation to purchase or subscribe for share in Eastern Water Resources Development and Management Public Company Limited ("EASTW" and shares in EASTW, "shares") in any jurisdiction nor should it or any part of it form the basis of, or be relied upon in any connection with, any contract or commitment whatsoever.