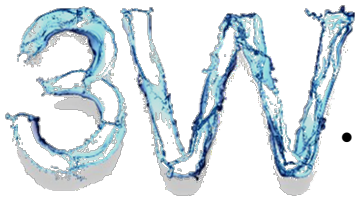


EASTW

The Company runs water supply business by managing raw water transmission system through large water pipe to feed the water to industrial sector and for consumption to support the plan for developing eastern coastal area into the main industrial zone of the country.



- **Water Grid** with the length of 490 km.
- **Water Network** Connect water sources in Eastern Thailand
- **Water Complex** Manage water structure to match each type of industries

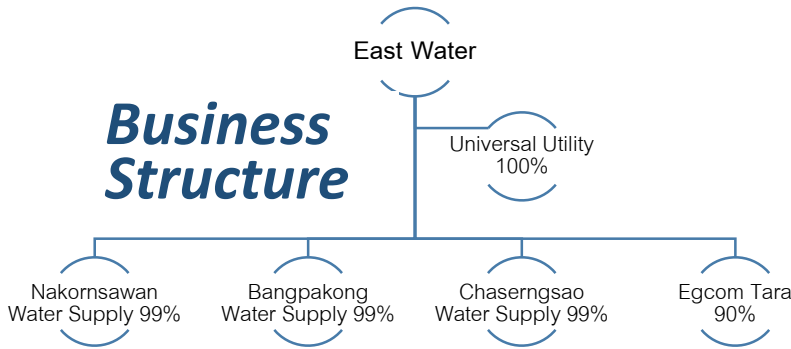
Stock Information

Stock code	EASTW
Market	SET
Price	11.70 Baht (At 31 March 2017)
Market Cap (Mil. Bt.)	18,966.47
Paid-Up	1,663,725,149 Share
Free Float	11.71%
Foreign	13.93%
52 Week High/Low	13.90 / 11.00

Major Shareholders (31 March 2017)

	(%)
Provincial Waterworks Authority	40.20
The Electricity Generating Public Company Limited	18.72
NORBAX INC.,13	4.79
Industrial Estate Authority of Thailand	4.57
NORTRUST NOMINEES LTD - CL AC	2.29
Thai NVDR Co., LTD.	2.04
BNP PARIBAS SECURITIES SERVICES, LONDON BRANCH	1.79
Aberdeen Long Term Equity Fund	1.65
Aberdeen Growth Fund	1.47
Aberdeen Small Cap Fund	1.46

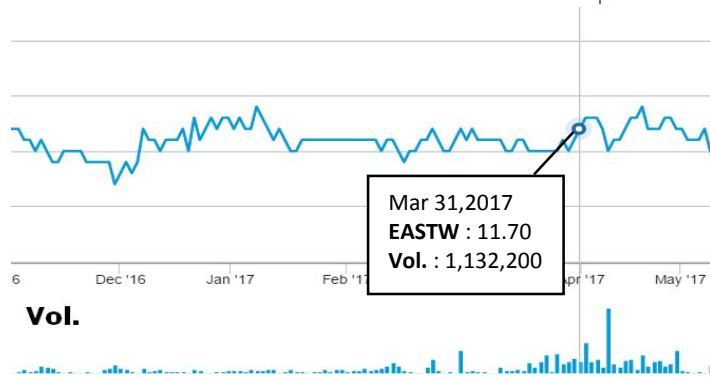
Business Structure



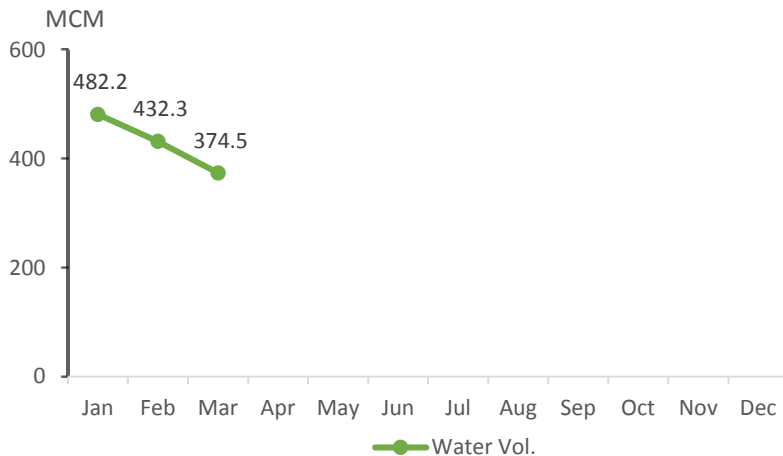
Significant Event

Dividend

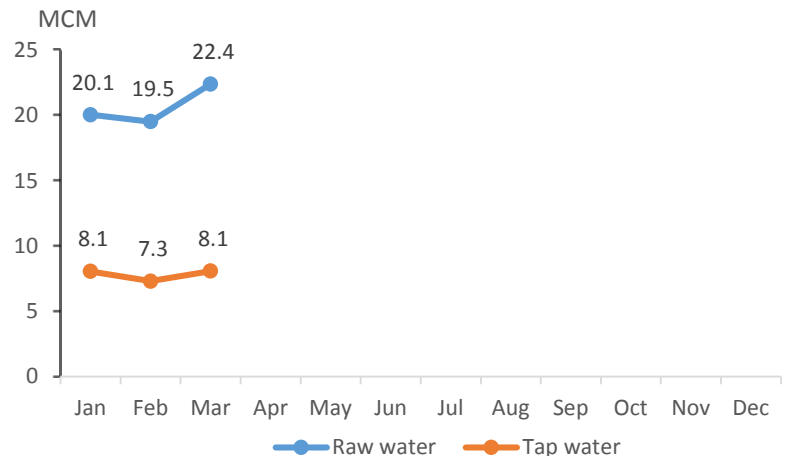
The Annual General Shareholders Meeting for the year 2016 on 18 April 2017 had approved the dividend payment of 0.47 Baht per share. This amount of dividend consists of an interim dividend of 0.20 Baht per share (based on the operating result from January – June 2016) and dividend for the second half operating results (July – December 2016) at 0.27 Baht per share



Water Situation



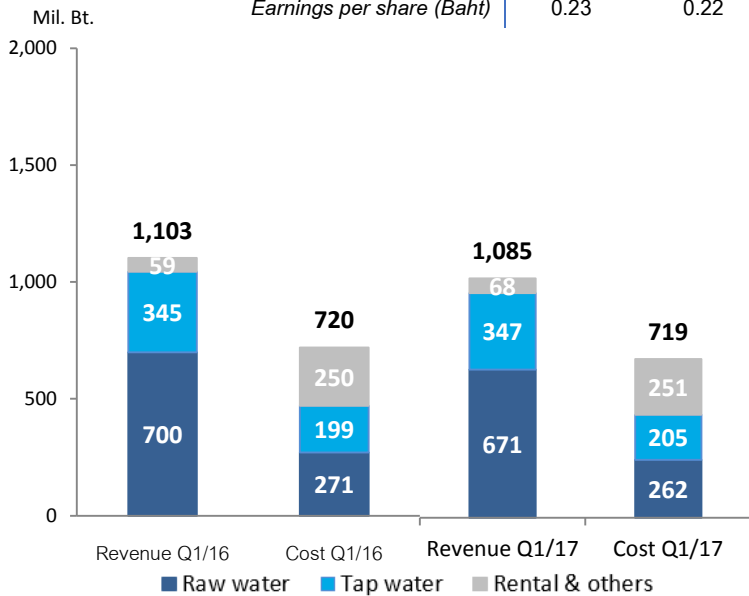
Water Sale Volume



Financial Information

Asset (Mil. Bt.)	Q1/2016	Q1/2017
<i>Cash and Short-terms Investments</i>	1,016.54	627.419
<i>Trade and other receivables</i>	481.68	475.417
<i>Other current assets</i>	31.41	31.56
Total current assets	1,539.63	1,145.10
<i>Property, plant and equipment</i>	13,506.12	14,118.53
<i>Intangible assets</i>	3,773.99	3,729.60
Total assets	19,657.70	19,684.25

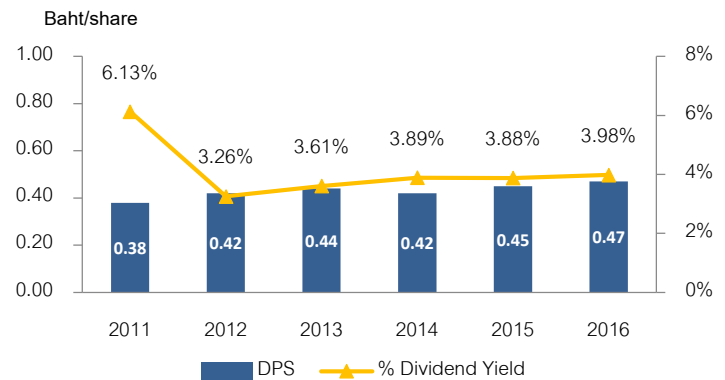
Income statement (Mil. Bt.)	Q1/2016	Q1/2017
<i>Total revenues</i>	1,103.13	1,085.30
<i>Total expense</i>	719.77	718.66
Net profit attributable to equity	383.36	366.63
<i>EBITDA</i>	664.86	647.16
<i>Earnings per share (Baht)</i>	0.23	0.22



Cash Flow (Mil. Bt.)	Q1/2016	Q1/2017
<i>Cash flow from Operating activities</i>	561.10	554.74
<i>Cash flow from Investing activities</i>	148.97	(11.03)
<i>Cash flow from Financing activities</i>	(591.09)	(581.48)
<i>Cash and cash equivalents at beginning of the period</i>	311.22	177.97
Net cash and cash equivalents	430.20	140.20

Liabilities and Shareholders' equity (Mil. Bt.)	Q1/2016	Q1/2017
<i>Short-term borrowing</i>	1,600	1,600
<i>Trade accounts payable</i>	105.95	152.40
<i>Current portion of long-term borrowings</i>	752.20	808.20
Total current liabilities	3,146.79	3,043.18
<i>Long-term liabilities</i>	3,448.80	2,640.60
<i>Debentures</i>	2,396.82	2,397.28
Total liabilities	9,775.61	9,270.70
<i>Issued and paid-up share capital</i>	1,663.72	1,663.72
<i>Share premium</i>	2,138.52	2,138.52
<i>Retained earnings-unappropriated</i>	5,681.86	6,182.24
Total shareholders' equity	9,882.09	10,413.55

Dividend
Dividend policy is not less than 30% of net profit.
(after deduction of the reserve / other necessary items)



Financial Ratio	Q1/2016	Q1/2017
<i>Current ratio (X)</i>	0.49	0.38
<i>Return on equity (%)</i>	14.77	12.91
<i>Return on Asset (%)</i>	7.70	6.52
<i>Debt to Equity ratio (X)</i>	1.01	0.91
<i>Debt Service Coverage ratio (DSCR) (X)</i>	2.60	2.23
<i>Gross profit/ total sales and services income (%)</i>	53.43	52.59
<i>Net profit/ total sales and services income (%)</i>	35.00	34.43

IR Contact

Fl. 23-26 EAST WATER building 1 Vibhavadi Rangsit Rd. Jomphol, Chatuchak, Bangkok 10900

Tel: 02-272-1600 #2458 and 2489

Website: www.eastwater.com

IR Website: www.investor.eastwater.com

Email: IR@eastwater.com

DISCLAIMER: This document has been prepared by the EASTW. The information in this has not been independently verified. No representation, warranty, express or implied, is made as to, and no reliance should be placed on, the fairness, accuracy, completeness or correctness of the information and opinions in this document. None of the EASTW or any of its agents or advisors, or any of their respective affiliates, advisors representatives, shall have any liability (in negligence or otherwise) for any loss howsoever arising from any use of this document or its contents or otherwise arising in connection with this document. The document is for information purposes only and does not constitute an offer or invitation to sell or the solicitation of an offer or invitation to purchase or subscribe for share in Eastern Water Resources Development and Management Public Company Limited ("EASTW" and shares in EASTW, "shares") in any jurisdiction nor should it or any part of it form the basis of, or be relied upon in any connection with, any contract or commitment whatsoever.